

HALYARD* SCATTER RADIATION DRAPES

CATALOG 2025



THE IMPACT OF SCATTER RADIATION

The National Research Council, after reviewing available data, concluded that there is likely no level at which exposure to ionizing radiation is safe, and that risk increases with dose.¹ Ultimately, the impact is cumulative and the effects are potentially lifelong, including malignancy.²

While the use of fluoroscopy is critical to many clinical procedures, it also exposes staff to potentially harmful levels of ionizing radiation.³ This happens when the C-Arm is engaged and radiation scatters in almost all directions from the patient's body, making it the largest source of radiation exposure for medical staff.³

The U.S. Nuclear Regulatory Commission (NRC) has established limits for radiation exposure in the workplace and has created guidelines including the ALARA principle, which stands for As Low As (Is) Reasonably Achievable.⁴ ALARA requires that every reasonable effort is made to limit exposure to ionizing radiation to as far below the dose limits as is practical.⁴ To that end the NRC provides three key recommended interventions: (1) Time, (2) Distance & (3) Shielding.⁴

Yet, despite taking precautionary measures to shield staff from scatter radiation by limiting exposure time, maximizing distance and utilizing protective shielding such as aprons, table skirts and lead shielding, there are still gaps in protection for the clinical team.³ **To further minimize exposure, the Association of Perioperative Registered Nurses (AORN) recommends that Radiation Shielding Drapes be placed between the patient and the operator.**⁵

EYES

In one study, a more significant incidence of cataract was found in medical staff who work in the ionizing radiation zone, when compared with the medical staff who work in the non-radiation zone.^{3,6}

HELPING PROTECT CLINICIANS

To help minimize the impact of scattered radiation, **HALYARD® Scatter Radiation Drapes** can be used to provide an additional layer of protection for clinicians administering radiation to patients. When it comes to radiation, no precautionary measure is too small.

HEAD & NECK

Brain and neck tumors were reported in physicians performing interventional procedures. The study included 31 interventional physicians with brain and neck cancer. Notably 85% of these cases occurred in the left side of the head in closest proximity to the primary X-ray beam and scattered radiation.³

BODY

According to a 2005 report, the average cumulative radiation dose (35.2 mSv) and cancer incidence (29%) are both higher in orthopedic surgeons using X-Ray than in other medical specialties.^{3,7}

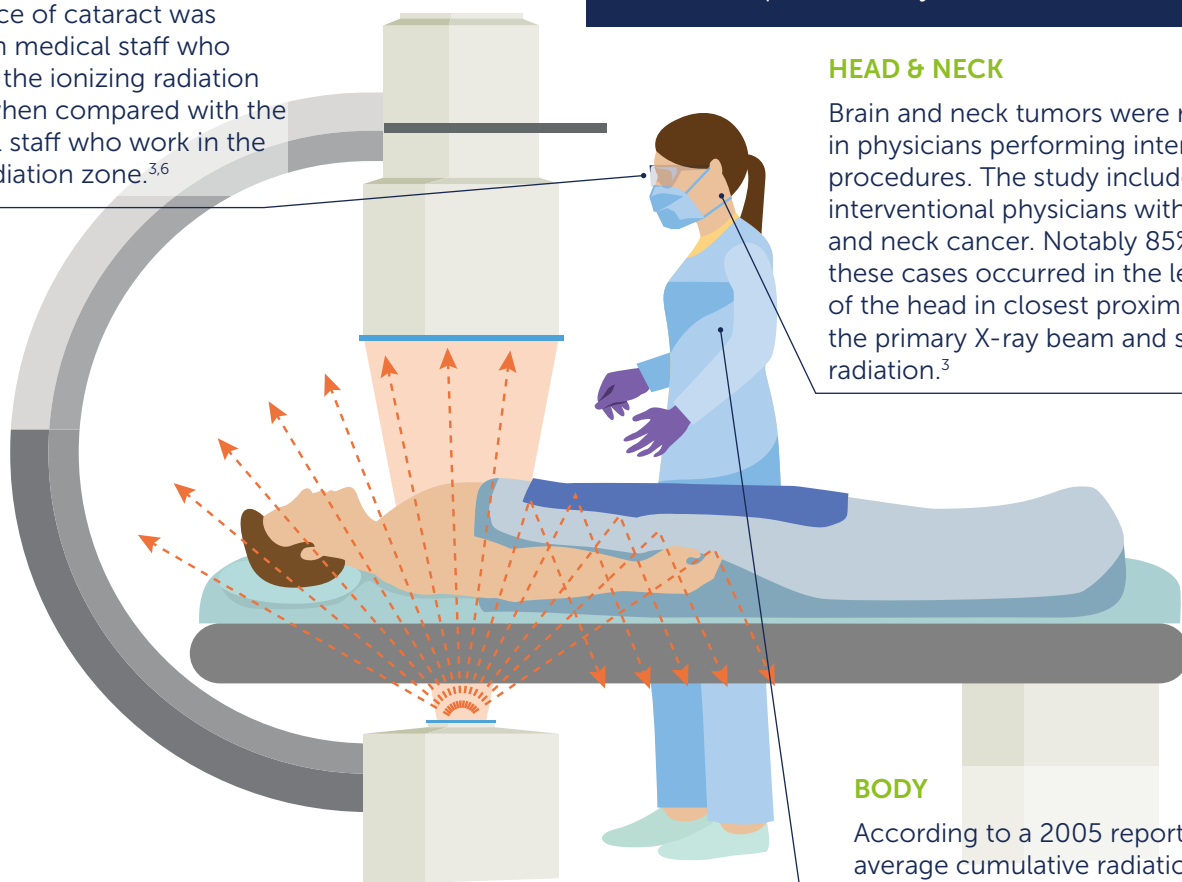


Table: Mean doses to staff from procedures involving the use of fluoroscopy⁸

Specialty	Procedure	Effective dose per procedure (mSv)	Eyes dose per procedure (mSv)	Hands dose per procedure (mSv)	Ref
Vascular surgery	EVAR ¹	0.0077	0.0097	0.0343	[Ho et al., 2007]
Urology	PCNL ²	0.0127	0.026	0.0335	[Safak et al., 2009]
Orthopedics	Hand surgery	N/A	N/A	0.01-0.32*	[Giordano et al., 2007]
Orthopedics	Intramedullary nailing of femoral and tibial fractures	N/A	N/A	1.27	[Müller et al., 1998]
Orthopedics	Arthroscopy	0.016	N/A	N/A	[Theo-charopoulos et al., 2003]
Orthopedics	Hip	0.0024	N/A	N/A	[Theo-charopoulos et al., 2003]
Orthopedics	Spine	0.0084	N/A	N/A	[Theo-charopoulos et al., 2003]
Orthopedics	Kyphoplasty	0.096	N/A	N/A	[Theo-charopoulos et al., 2003]

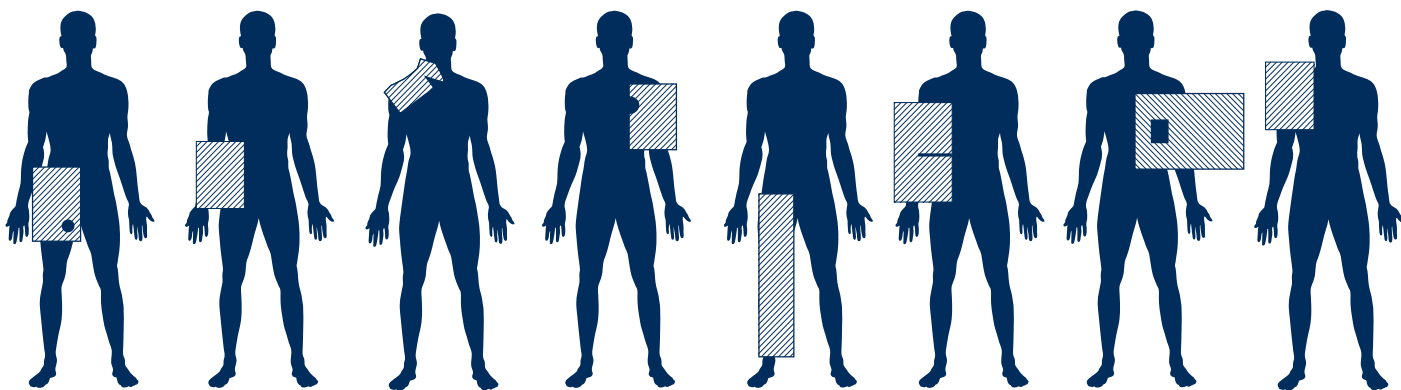
¹ EVAR: Endovascular aneurysm repair

² PCNL: Percutaneous nephrolithotomy

* Mini C-arm fluoroscopy

N/A: Not available

The HALYARD* Portfolio At-A-Glance



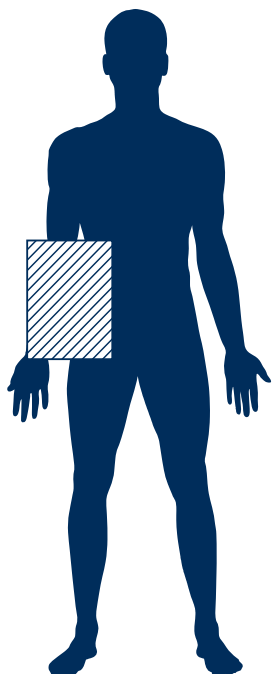
HALYARD* Scatter Radiation Drapes Ordering Information

2 LEVELS OF PROTECTION

Level 1 - Attenuation: Greater than 75% at 90kVp and Lead Equivalency: Greater than 0.125mm (Lead Free)

Level 2 - Attenuation: Greater than 90% at 90kVp and Lead Equivalency: Greater than 0.25mm (Lead Free)

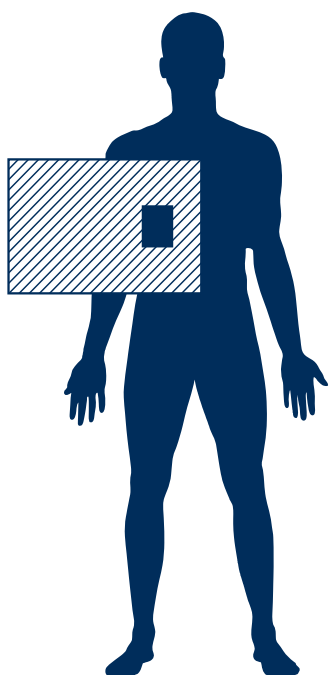
Product Code	Sterile or Non-Sterile	Attenuation Level	Product Description
48957	Non-Sterile	1	HALYARD* Multi-Purpose Shield Drape, 30.4 cm x 41.9 cm
48958	Sterile	1	HALYARD* Multi-Purpose Shield Drape, 30.4 cm x 41.9 cm
48959	Non-Sterile	1	HALYARD* Multi-Purpose Shield Drape W Fenestration, 30.4 cm x 41.9 cm
48986	Sterile	1	HALYARD* Multi-Purpose Shield Drape W Fenestration, 30.4 cm x 41.9 cm
48987	Non-Sterile	1	HALYARD* Angiography Shield Drape, 33 cm x 40.6 cm
48988	Sterile	1	HALYARD* Angiography Shield Drape, 33 cm x 40.6 cm
48989	Non-Sterile	1	HALYARD* Subclavian Shield Drape, 30.4 cm x 41.9 cm
48990	Sterile	1	HALYARD* Subclavian Shield Drape, 30.4 cm x 41.9 cm
49000	Non-Sterile	1	HALYARD* Jugular Shield Drape, 30.4 cm x 41.9 cm
49016	Sterile	1	HALYARD* Jugular Shield Drape, 30.4 cm x 41.9 cm
49017	Non-Sterile	1	HALYARD* Biliary Shield Drape, 30.4 cm x 41.9 cm
49020	Sterile	1	HALYARD* Biliary Shield Drape, 30.4 cm x 41.9 cm
49021	Non-Sterile	1	HALYARD* Peripheral Shield Drape, 30.4 cm x 86.3 cm
49035	Sterile	1	HALYARD* Peripheral Shield Drape, 30.4 cm x 86.3 cm
49036	Non-Sterile	2	HALYARD* Multi-Purpose Shield Drape, 30.4 cm x 41.9 cm
49037	Sterile	2	HALYARD* Multi-Purpose Shield Drape, 30.4 cm x 41.9 cm
49038	Non-Sterile	2	HALYARD* Multi-Purpose Shield Drape W Fenestration, 30.4 cm x 41.9 cm
49039	Sterile	2	HALYARD* Multi-Purpose Shield Drape W Fenestration, 30.4 cm x 41.9 cm
49069	Non-Sterile	2	HALYARD* Biopsy Shield Drape, 30.4 cm x 41.9 cm
49070	Sterile	2	HALYARD* Biopsy Shield Drape, 30.4 cm x 41.9 cm
49071	Non-Sterile	2	HALYARD* Angiography Shield Drape, 33 cm x 40.6 cm
49072	Sterile	2	HALYARD* Angiography Shield Drape, 33 cm x 40.6 cm
49073	Non-Sterile	2	HALYARD* Subclavian Shield Drape, 30.4 cm x 41.9 cm
49074	Sterile	2	HALYARD* Subclavian Shield Drape, 30.4 cm x 41.9 cm
49075	Non-Sterile	2	HALYARD* Jugular Shield Drape, 30.4 cm x 41.9 cm
49076	Sterile	2	HALYARD* Jugular Shield Drape, 30.4 cm x 41.9 cm
49077	Non-Sterile	2	HALYARD* Biliary Shield Drape, 30.4 cm x 41.9 cm
49078	Sterile	2	HALYARD* Biliary Shield Drape, 30.4 cm x 41.9 cm
49079	Non-Sterile	2	HALYARD* Peripheral Shield Drape, 30.4 cm x 86.3 cm
49080	Sterile	2	HALYARD* Peripheral Shield Drape, 30.4 cm x 86.3 cm



SCATTER RADIATION MULTI-PURPOSE SHIELD DRAPE

Drape Dimensions:
30.4 cm x 41.9 cm

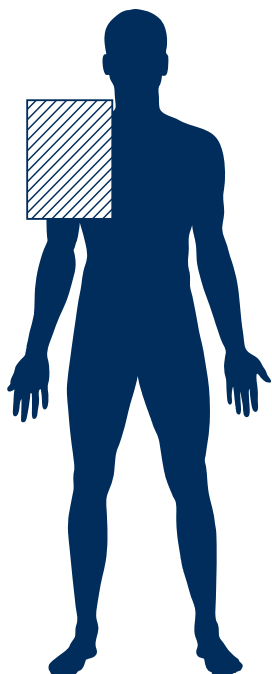
Product Code	Sterile or Non-Sterile	Attenuation Level	Product Description
48957	Non-Sterile	1	HALYARD* Multi-Purpose Shield Drape, 30.4 cm x 41.9 cm
48958	Sterile	1	HALYARD* Multi-Purpose Shield Drape, 30.4 cm x 41.9 cm
49036	Non-Sterile	2	HALYARD* Multi-Purpose Shield Drape, 30.4 cm x 41.9 cm
49037	Sterile	2	HALYARD* Multi-Purpose Shield Drape, 30.4 cm x 41.9 cm



SCATTER RADIATION MULTI-PURPOSE SHIELD DRAPE WITH FENESTRATION

Drape Dimensions:
30.4 cm x 41.9 cm

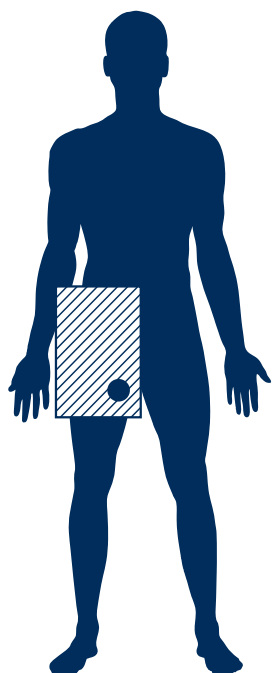
Product Code	Sterile or Non-Sterile	Attenuation Level	Product Description
48959	Sterile	1	HALYARD* Multi-Purpose Shield Drape with Fenestration, 30.4 cm x 41.9 cm
48986	Non-Sterile	1	HALYARD* Multi-Purpose Shield Drape with Fenestration, 30.4 cm x 41.9 cm
49038	Sterile	2	HALYARD* Multi-Purpose Shield Drape with Fenestration, 30.4 cm x 41.9 cm
49039	Non-Sterile	2	HALYARD* Multi-Purpose Shield Drape with Fenestration, 30.4 cm x 41.9 cm



SCATTER RADIATION BIOPSY SHIELD DRAPE

Drape Dimensions:
30.4 cm x 41.9 cm

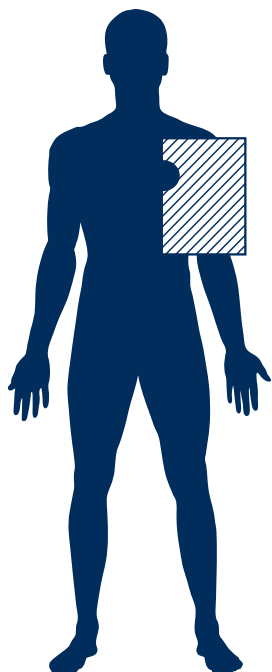
Product Code	Sterile or Non-Sterile	Attenuation Level	Product Description
49069	Sterile	2	HALYARD* Biopsy Shield Drape, 30.4 cm x 41.9 cm
49070	Non-Sterile	2	HALYARD* Biopsy Shield Drape, 30.4 cm x 41.9 cm



SCATTER RADIATION ANGIOGRAPHY SHIELD DRAPE

Drape Dimensions:
33 cm x 40.6 cm

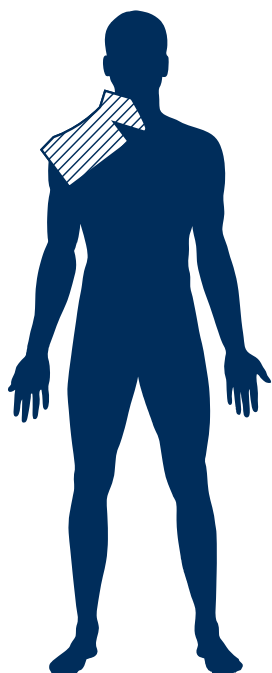
Product Code	Sterile or Non-Sterile	Attenuation Level	Product Description
48987	Non-Sterile	1	HALYARD* Angiography Shield Drape, 33 cm x 40.6 cm
48988	Sterile	1	HALYARD* Angiography Shield Drape, 33 cm x 40.6 cm
49071	Non-Sterile	2	HALYARD* Angiography Shield Drape, 33 cm x 40.6 cm
49072	Sterile	2	HALYARD* Angiography Shield Drape, 33 cm x 40.6 cm



SCATTER RADIATION SUBCLAVIAN SHIELD DRAPE

Drape Dimensions:
30.4 cm x 41.9 cm

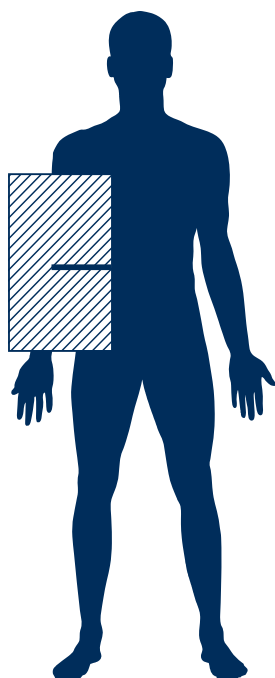
Product Code	Sterile or Non-Sterile	Attenuation Level	Product Description
48989	Sterile	1	HALYARD* Subclavian Shield Drape, 30.4 cm x 41.9 cm
48990	Non-Sterile	1	HALYARD* Subclavian Shield Drape, 30.4 cm x 41.9 cm
49073	Sterile	2	HALYARD* Subclavian Shield Drape, 30.4 cm x 41.9 cm
49074	Non-Sterile	2	HALYARD* Subclavian Shield Drape, 30.4 cm x 41.9 cm



SCATTER RADIATION JUGULAR SHIELD DRAPE

Drape Dimensions:
30.4 cm x 41.9 cm

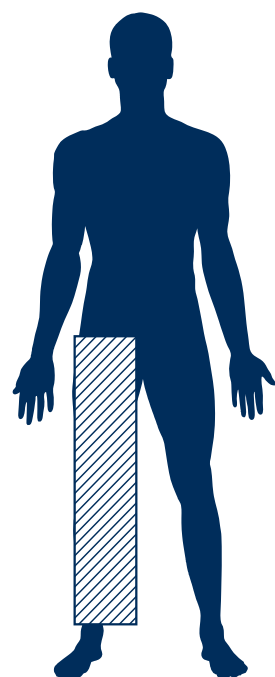
Product Code	Sterile or Non-Sterile	Attenuation Level	Product Description
49000	Non-Sterile	1	HALYARD* Jugular Shield Drape, 30.4 cm x 41.9 cm
49016	Sterile	1	HALYARD* Jugular Shield Drape, 30.4 cm x 41.9 cm
49075	Non-Sterile	2	HALYARD* Jugular Shield Drape, 30.4 cm x 41.9 cm
49076	Sterile	2	HALYARD* Jugular Shield Drape, 30.4 cm x 41.9 cm



SCATTER RADIATION BILIARY SHIELD DRAPE

Drape Dimensions:
30.4 cm x 41.9 cm

Product Code	Sterile or Non-Sterile	Attenuation Level	Product Description
49017	Sterile	1	HALYARD* Biliary Shield Drape, 30.4 cm x 41.9 cm
49020	Non-Sterile	1	HALYARD* Biliary Shield Drape, 30.4 cm x 41.9 cm
49077	Sterile	2	HALYARD* Biliary Shield Drape, 30.4 cm x 41.9 cm
49078	Non-Sterile	2	HALYARD* Biliary Shield Drape, 30.4 cm x 41.9 cm



SCATTER RADIATION PERIPHERAL SHIELD DRAPE

Drape Dimensions:
30.4 cm x 86.3 cm

Product Code	Sterile or Non-Sterile	Attenuation Level	Product Description
49021	Non-Sterile	1	HALYARD* Peripheral Shield Drape, 30.4 cm x 86.3 cm
49035	Sterile	1	HALYARD* Peripheral Shield Drape, 30.4 cm x 86.3 cm
49079	Non-Sterile	2	HALYARD* Peripheral Shield Drape, 30.4 cm x 86.3 cm
49080	Sterile	2	HALYARD* Peripheral Shield Drape, 30.4 cm x 86.3 cm

[illegible]

Citations

1. <https://www.osha.gov/ionizing-radiation/health-effects>
2. <https://www.ncbi.nlm.nih.gov/books/NBK534237/#:~:text=Although%20CT%20scans%20are%20helpful,greater%20the%20risk%20of%20malignancy>
3. Korean J Pain 2022;35(2):129-139 <https://doi.org/10.3344/kjp.2022.35.2.129> pISSN 2005-9159 eISSN 2093-0569.
4. <https://www.nrc.gov/about-nrc/radiation/health-effects/info.html>
5. <https://aornjournal.onlinelibrary.wiley.com/doi/10.1002/aorn.13402>
6. Milacic S. Risk of occupational radiation-induced cataract in medical workers. Med Lav 2009; 100: 178-86.
7. Valentin J. Avoidance of radiation injuries from medical interventional procedures. Ann ICRP 2000; 30: 7-67.
8. <https://www.iaea.org/resources/rpop/health-professionals/interventional-procedures/radiation-doses-in-interventional-fluoroscopy>

**Our
Commitment
to you**

**Better
infection
prevention**

For more information,
please contact your O&M Halyard Customer Care
Team:

UK & IE (toll-free)

Tel: 0800 085 82 04 - Fax: 0800 066 91 06
customerservice.uk.ie@owens-minor.com

Other countries

Tel: +32 2 585 51 14 - Fax: +32 2 897 00 95
customerservice.export@owens-minor.com

